



Luthiers, Woodcrafts and Paua

Shell Veneer Coated



Available in all shell types and colour tints. Approx .3mm thick.
Lasercutting available.
Also available in uncoated in natural shell types.

Solid Shell



Available in rounds, squares and some random shapes.
Thicknesses vary but approx 2mm thick.
Sand and recoating with clear non yellow resin or buff.

Shell Composites



Several layers of Shell uncoated veneers glued together to gain thickness for sanding. Available in all natural shell types.

- 2 layers, approx 0.5 - 0.7mm thick
- 3 layers, approx 0.8 - 1.0mm thick
- 4 layers, approx 1.1 - 1.4mm thick
- 5 layers, approx 1.3 - 1.7mm thick
- 6 layers, approx 1.8 - 2.1mm thick


Lasercutting available.

Developed specially for inlay work, the composite sheets are popular with luthiers and woodworkers.

Shell veneer with thick resin coating



Shell approx .3mm thick with resin top thickness to suit.
Standard 1mm thick resin (Total thickness approx 1.3mm)
Resin top can be sanded and recoated with clear non yellowing urethane.
Available in all shell types and colour tinted veneers.
Lasercutting available.
Standard sheet size 230x130mm.



Kauri,
Mallee burr,
and Paua
Handturned
and carved by
Shane Hewitt

